
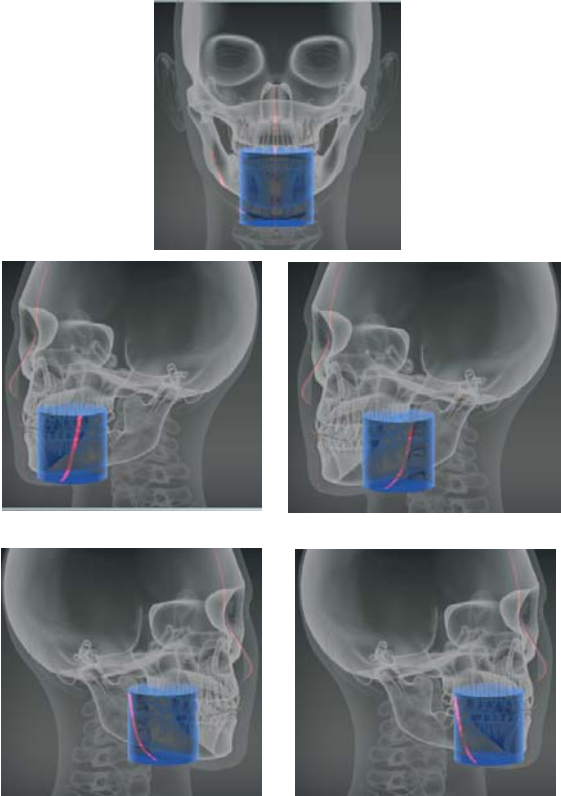

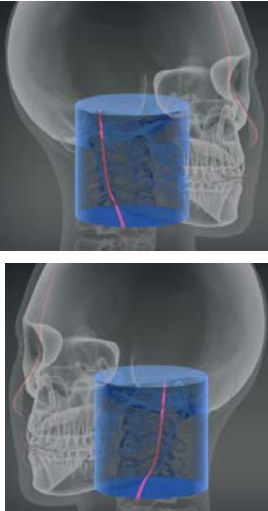



9300 Volume Selection Choices

9300 Premium

Field of View	Size Selection	Voxel Size Selection	Approximate Anatomy Included
	Maxillofacial / Sinus: Facial 17 x 13.5 cm	300 500	
	Maxillofacial / Sinus: Sinus 17 x 11 cm	250 500	
	TMJ: Bilateral 17 x 6 cm	180 300	
	Dual Jaw: Maxilla & Mandible 10 x 5 cm	180 300	
	Dual Jaw: Maxilla & Mandible 10 x 10 cm	180 300	

	<p>Focused-field: Incisive, Pre-Molar or Molar</p> <p>5 x 5 cm – High Resolution</p> <p>5 x 5 cm – Normal</p>	<p>90</p> <p>200</p>	
	<p>TMJ: Unilateral</p> <p>8 x 8 cm</p>	<p>200</p> <p>300</p>	
	<p>Dual Jaw: Maxilla & Mandible</p> <p>8 x 8 cm</p>	<p>180</p> <p>300</p>	